










































## 20th Elek Matolay Memorial Tournament





April 5-6, 2014, Százhalombatta, Hungary

TEAM COMPETITION			TOTAL
1.	Denmark (Mette Hulgaard, Júlianna Csányi, Camille Rasmussen)		137.775
2.	Postás SE (Alexandra Rajcic, Patrícia Balogh, Csenge Bácskay)		137.375
3.	Dunaferr SE (Enikő Horváth, Dorina Miklós, Mirtil Morkovics)		114.425

SENIOR ALL-AROUND			VT	UB	BB	FX	TOTAL					
1.	Noémi Makra	TC Békéscsaba		5.0	14.400	5.7	14.050	5.8	14.075	5.9	14.675	57.200
2.	Tamara Mrdjenovics	Vojvodina		4.6	13.875	4.6	12.000	5.0	11.425	5.0	13.300	50.600
3.	Ana Derek	Croatia		5.2	14.225	3.3	8.625	5.0	12.150	5.0	13.175	48.175
4.	Mette Hulgaard	Denmark		4.4	13.275	3.9	10.900	4.4	10.875	4.9	12.125	47.175
5.	Alexandra Rajcic	Vojvodina		4.2	12.925	4.6	10.225	4.1	11.400	4.5	11.300	45.850
6.	Gaya Giladi	Israel		4.8	13.400	4.2	9.500	4.7	10.900	4.9	11.425	45.225
7.	Boglárka Tóth	Delfin SI SE		4.0	12.425	2.6	9.650	4.8	10.650	4.6	11.950	44.675
8.	Petra Furac	Croatia		4.4	13.275	2.1	7.125	5.0	12.150	4.1	11.700	44.250
9.	Ana Poscic	Croatia		4.0	12.700	2.7	8.325	4.9	10.675	5.0	12.225	43.925
10.	Laura Aerts	Netherlands		4.4	13.200	2.1	5.925	4.0	9.775	4.6	11.300	40.200
11.	Enikő Horváth	Dunaferr SE		4.0	13.300	0.7	3.200	4.1	10.650	3.9	11.375	38.525
12.	Ira Popovic	Rijeka		4.0	12.550	2.0	6.675	2.9	9.050	3.5	9.600	37.875
13.	Lisa Logchies	Netherlands		4.2	12.575	2.4	7.050	4.2	6.825	3.7	10.450	36.900
14.	Kleopátra Tolnai	KSI SE		2.4	11.000			4.1	11.075	3.0	9.400	31.475
15.	Michelle Lauritsen	Denmark		4.0	12.275	4.5	10.500					22.775
16.	Eszter Romhányi	KSI SE				0.0	0.000	4.2	11.525			11.525
17.	Nikolett Jáger	KSI SE				2.8	9.725					9.725

JUNIOR ALL-AROUND			VT	UB	BB	FX	TOTAL					
1.	Boglárka Dévai	Delfin SI SE		4.4	13.475	4.5	11.550	4.3	12.425	4.9	12.775	50.225
2.	Noémi Jakab	KSI SE		4.0	13.000	3.3	10.375	4.8	12.825	4.8	12.850	49.050
3.	Tzuf Feldon	Israel		4.2	13.125	5.0	11.850	5.4	11.625	4.7	12.350	48.950
4.	Dorka Szujó	TC Békéscsaba		4.4	13.725	3.7	11.150	5.5	12.025	4.9	11.625	48.525
5.	Júlianna Csányi	BHSE		4.2	13.200	4.7	11.900	4.4	10.725	4.6	12.500	48.325
6.	Dóra Székely	Delfin SI SE		4.0	13.175	4.3	9.775	4.3	11.825	4.9	12.850	47.625

7.	Sára Péter	KSI SE		4.2	13.450	3.4	10.425	4.7	10.775	4.7	12.625	47.275
8.	Nóra Fehér	KSI SE		4.2	13.350	3.4	9.725	4.3	11.150	4.7	12.800	47.025
9.	Victoria Gilberg	Denmark		4.2	12.975	2.6	9.325	4.7	12.400	3.9	11.925	46.625
9.	Marie Skammelsen	Denmark		4.6	13.525	4.3	8.425	4.7	11.625	4.7	13.050	46.625
11.	Roni Dagan	Israel		4.0	12.925	2.7	9.325	4.4	11.650	3.8	11.450	45.350
12.	Andjela Djurdjevic	Vojvodina		4.2	13.150	2.5	10.000	4.8	9.900	4.6	11.875	44.925
13.	Vivien Kanai	FTC		4.4	13.350	2.5	9.225	4.8	10.525	4.6	11.775	44.875
14.	Dora Kranzelic	Croatia		4.0	12.875	2.7	7.650	5.1	12.500	4.9	11.350	44.375
14.	Patrícia Balogh	Postás SE		4.2	13.400	2.8	8.650	3.8	11.075	4.0	11.250	44.375
16.	Jana Vrsalovic	Croatia		4.0	12.925	3.5	9.850	4.7	10.150	4.8	11.425	44.350
17.	Barbara Katona	TC Békéscsaba		4.0	12.875	4.2	8.900	4.7	9.900	4.8	12.500	44.175
18.	Inez Sági	Postás SE		4.2	12.975	2.0	9.350	3.9	9.975	4.6	11.200	43.500
18.	Alma Búzás	KSI SE		4.2	13.175	1.0	7.850	3.4	10.525	4.0	11.950	43.500
20.	Karolina Takacova	Slovakia		4.0	12.675	1.4	8.900	3.7	11.375	3.4	10.425	43.375
21.	Hila Brzilai	Israel		4.2	13.225	2.7	7.825	4.3	10.625	3.7	11.050	42.725
22.	Viktoria Vydurekova	Slovakia		4.4	13.075	2.4	8.425	4.1	10.125	3.7	11.050	42.675
23.	Lior Schw artz	Israel		4.2	12.925	1.0	7.450	5.3	10.800	4.3	11.100	42.275
24.	Mónika Szabó	TC Békéscsaba		4.2	12.250	2.3	9.025	3.3	9.075	4.5	11.825	42.175
25.	Shalit Yahali	Israel		4.2	12.900	1.2	7.075	4.8	9.450	4.7	12.225	41.650
25.	Antonia Capic	Rijeka		4.2	12.750	1.5	7.500	4.0	10.275	4.0	11.125	41.650
27.	Dejana Kuzmanovic	Vojvodina		4.2	13.100	1.7	9.100	4.0	9.475	4.6	9.925	41.600
28.	Lior Hasan	Israel		3.8	12.425	1.5	7.100	4.0	10.700	4.7	11.350	41.575
29.	Boglárka Németh	Delfin SI SE		4.2	12.825	1.1	7.575	3.9	9.475	4.0	11.525	41.400
30.	Veronika Valastikova	Slovakia		4.2	11.600	1.5	7.875	3.8	11.325	2.7	9.950	40.750
31.	Dorottya Farkas	Delfin SI SE		2.4	11.075	0.9	8.200	2.6	9.175	3.2	10.915	39.365
32.	Lilla Csasztvan	KSI SE		4.0	12.725	0.9	6.725	4.0	9.625	3.2	9.425	38.500
33.	Katarina Kunovic	Vojvodina		3.0	12.000	0.9	7.000	2.6	9.350	2.5	9.825	38.175
34.	Miklós Dorina	Dunaferr SE		4.2	13.075	0.7	3.200	3.9	10.275	3.9	11.300	37.850
35.	Tóth Dorottya	Dunaferr SE		2.4	11.450	1.3	5.550	3.5	8.850	3.9	11.000	36.850
35.	Lara Kocic	Vojvodina		4.0	12.700	1.0	7.425	2.9	7.575	2.7	9.150	36.850
37.	Kitti Kindli	TC Békéscsaba		4.2	12.750	1.0	3.375	3.2	10.050	2.7	9.900	36.075
38.	Ofir Kremer	Israel		4.2	13.000			5.0	10.825	4.7	12.150	35.975
39.	Vanja Petrovic	Vojvodina		2.4	11.375	0.9	5.950	2.5	7.975	3.3	10.175	35.475

40.	Camille Roussel	Belgium		2.4	10.850	0.5	2.000	2.1	5.750	2.6	8.825	27.425
41.	Lilla Péri	BHSE		2.4	10.725			3.6	7.900	3.1	8.750	27.375
42.	Eulalie Laurent	Belgium				0.4	0.000	1.9	5.650	2.3	8.350	14.000
43.	Zsófia Kovács	Dunaferr SE				5.3	11.350					11.350

CHILDREN'S ALL-AROUND				VT		UB		BB		FX		TOTAL
1.	Ksenia Klimenko	Russia		4.0	12.300	3.6	12.100	5.7	13.175	4.2	11.250	48.825
2.	Bácskay Csenge	Postás SE		4.2	12.650	4.4	10.975	4.9	12.225	4.8	11.300	47.150
3.	Arina Stukova	Russia		4.0	12.525	3.2	10.725	5.2	11.150	4.1	12.525	46.925
3.	Bianka Schermann	Postás SE		4.2	12.950	3.6	8.700	5.1	12.675	5.0	12.600	46.925
5.	Zója Székely	Postás SE		3.8	12.450	4.4	10.725	5.0	12.000	3.5	11.375	46.550
6.	Kristina Pychova	Slovakia		4.0	12.900	1.1	8.150	3.4	10.775	3.5	11.200	43.025
7.	Camille Rasmussen	Denmark		4.2	12.750	1.0	7.075	4.2	11.400	3.3	11.050	42.275
8.	Anna Szénás	Postás SE		4.0	12.150	2.3	7.975	4.6	10.100	4.0	11.700	41.925
9.	Mirtill Markovics	Dunaferr SE		2.4	11.075	0.8	6.150	3.1	10.425	2.6	10.400	38.050
10.	Lili Kovács	Postás SE		2.4	10.825	0.8	6.700	2.1	8.975	2.1	9.325	35.825
11.	Sara van Disseldorp	Netherlands		4.0	11.675	1.0	6.275	3.1	7.900	2.7	9.875	35.725
12.	Lili Fehér	Postás SE		2.4	10.550	1.0	6.425	2.2	8.925	2.3	9.625	35.525
13.	Alina Paulovics	Postás SE		2.4	10.825	0.6	2.575	2.4	9.450	1.9	9.225	32.075
14.	Nóra Peresztegi	Postás SE		2.4	10.075	0.5	2.575	2.3	9.675	2.1	9.425	31.750
15.	Morgane Thyssens	Belgium		2.4	10.650	0.5	0.000	2.3	7.125	2.2	9.225	27.000
16.	Stella Godaw szky	Soproni TC		3.0	10.950	0.7	0.575	1.6	7.075	1.4	7.750	26.350
17.	Regina Medved	Postás SE				2.5	8.625	4.0	10.225			18.850

SENIOR VAULT FINAL			D	E	ND	SCORE	AVERAGE
1.	Noémi Makra		5.0	9.025		14.025	14.025
			5.0	9.025		14.025	
2.	Ana Derek		5.2	8.225		13.425	13.587
			4.8	8.950		13.750	
3.	Laura Aerts		4.4	8.700		13.100	12.812
			4.2	8.325		12.525	
4.	Petra Furac		4.4	8.575		12.975	12.725
			4.0	8.475		12.475	









5.	Gaya Giladi		4.8	7.975		12.775	12.600
			4.6	7.925	0.1	12.425	
6.	Michelle Lauritsen		4.0	8.450		12.450	12.562
			4.4	8.275		12.675	
7.	Ira Popovic		4.0	8.175	0.3	11.875	12.075
			4.0	8.275		12.275	
8.	Mette Hulgaard		4.4	8.200		12.600	5.300
			0.0	0.000	1.0	0.000	

SENIOR UNEVEN BARS FINAL			D	E	ND	SCORE
1.	Noémi Makra		5.7	8.350		14.050
2.	Tamara Mrdjenovic		4.7	7.150		11.850
3.	Alexandra Rajcic		4.8	6.850		11.650
4.	Lauritsen Michelle		4.9	6.550		11.450
5.	Mette Hulgaard		3.9	6.000		9.900
6.	Nikolett Jáger		2.8	6.900		9.700
7.	Gaya Giladi		4.1	5.250		9.350
8.	Boglárka Tóth		2.6	6.675		9.275

SENIOR BALANCE BEAM FINAL			D	E	ND	SCORE
1.	Noémi Makra		6.1	8.100		14.200
2.	Petra Furac		4.5	7.575		12.075
3.	Ana Derek		4.9	7.125	0.1	11.925
4.	Tamara Mrdjenovic		5.5	6.125		11.625
5.	Eszter Romhányi		4.3	7.075	0.1	11.275
6.	Kleopátra Tolnai		4.1	6.500		10.600
7.	Gaya Giladi		4.7	5.800		10.500
8.	Alexandra Rajcic		3.5	5.900		9.400

SENIOR FLOOR EXERCISE FINAL			D	E	ND	SCORE
1.	Ana Derek		5.2	8.475		13.675
2.	Noémi Makra		5.7	7.425	0.3	12.825
3.	Tamara Mrdjenovic		4.8	7.825	0.3	12.325

4.	Mette Hulgaard		4.7	7.550		12.250
5.	Gaya Giladi		4.6	7.450	0.3	11.750
6.	Enikő Horváth		3.8	7.875		11.675
7.	Ana Poscic		4.8	7.175	0.3	11.675
8.	Boglárka Tóth		4.6	7.400	0.4	11.600

JUNIOR VAULT FINAL			D	E	ND	SCORE	AVERAGE
1.	Boglárka Dévai		4.4	8.700		13.100	13.137
			4.4	8.775		13.175	
2.	Marie Skammelsen		4.6	8.450		13.050	13.050
			4.6	8.450		13.050	
3.	Dorka Szujó		4.4	8.475		12.875	12.912
			4.2	8.750		12.950	
4.	Sára Péter		4.2	8.725		12.925	12.850
			4.0	8.775		12.775	
5.	Nóra Fehér		4.2	8.675		12.875	12.737
			4.0	8.600		12.600	
6.	Dóra Székely		4.0	8.600		12.600	12.725
			4.2	8.650		12.850	
7.	Patrícia Balogh		4.2	8.375		12.575	12.575
			4.0	8.575		12.575	
8.	Júlianna Csányi		4.2	8.450		12.650	12.437
			4.0	8.225		12.225	

JUNIOR UNEVEN BARS FINAL			D	E	ND	SCORE
1.	Zsófia Kovács		5.3	7.475		12.775
2.	Dorka Szujó		3.7	7.650		11.350
3.	Boglárka Dévai		4.5	6.825		11.325
4.	Júlianna Csányi		4.8	6.075		10.875
5.	Tzuf Feldon		4.9	5.850		10.750
6.	Noémi Jakab		3.2	6.825		10.025
7.	Sára Péter		3.4	6.450		9.850
8.	Djordjevic Andjela		2.5	7.325		9.825









JUNIOR BALANCE BEAM FINAL			D	E	ND	SCORE
1.	Marie Skammelsen		4.9	7.675		12.575
2.	Dóra Székely		4.8	7.225		12.025
3.	Boglárka Dévai		4.8	6.950		11.750
4.	Noémi Jakab		4.8	6.675		11.475
5.	Dorka Szujó		5.2	6.300	0.1	11.400
6.	Victoria Gilberg		4.7	6.350		11.050
7.	Dagan Roni		4.4	6.275		10.675
8.	Kranzelic Dora		5.1	5.225		10.325

JUNIOR FLOOR EXERCISE FINAL			D	E	ND	SCORE
1.	Noémi Jakab		4.7	8.325		13.025
2.	Tzuf Feldon		4.7	8.025		12.725
3.	Marie Skammelsen		4.7	8.000		12.700
4.	Júlianna Csányi		4.6	8.075		12.675
5.	Boglárka Dévai		4.9	7.750		12.650
6.	Nóra Fehér		4.7	7.700		12.400
7.	Dóra Székely		4.8	7.450		12.250
8.	Barbara Katona		4.7	7.400		12.100

CHILDREN'S VAULT FINAL			D	E	ND	SCORE	AVERAGE
1.	Bianka Schermann		4.2	8.500		12.700	12.462
			3.8	8.425		12.225	
2.	Ksenia Klimenko		4.0	8.325		12.325	12.375
			4.2	8.225		12.425	
3.	Csenge Bácsky		4.2	8.150		12.350	12.175
			3.8	8.200		12.000	
4.	Kristina Pychova		4.0	8.200		12.200	11.587
			2.4	8.575		10.975	
5.	Camille Rasmussen		4.2	6.950	0.3	10.850	11.450
			4.0	8.050		12.050	
6.	Sara van Disseldorp		4.0	7.900		11.900	11.362

2.4 8.425 10.825

CHILDREN'S UNEVEN BARS FINAL			D	E	ND	SCORE
1.	Arina Stukova		3.2	7.775		10.975
2.	Ksenia Klimenko		3.6	7.750	0.5	10.850
3.	Zója Székely		4.4	6.350		10.750
4.	Csenge Bácsky		4.3	5.925		10.225
5.	Kristina Pychova		1.3	7.225		8.525
6.	Sara van Disseldorp		1.2	6.700		7.900
7.	Mirtill Makovics		0.8	7.075		7.875
8.	Camille Rasmussen		1.0	6.125		7.125

CHILDREN'S BALANCE BEAM FINAL			D	E	ND	SCORE
1.	Arina Stukova		5.4	7.925		13.325
2.	Ksenia Klimenko		5.1	7.625	0.1	12.625
3.	Camille Rasmussen		4.2	8.075		12.275
4.	Csenge Bácsky		4.7	7.175		11.875
5.	Bianka Schermann		4.9	6.550		11.450
6.	Mirtill Makovics		3.1	7.375		10.475
7.	Kristina Pychova		3.4	6.375		9.775
8.	Sara van Disseldorp		3.1	5.975		9.075

CHILDREN'S FLOOR EXERCISE FINAL			D	E	ND	SCORE
1.	Bianka Schermann		5.1	8.400		13.500
2.	Arina Stukova		4.2	8.750		12.950
3.	Ksenia Klimenko		4.4	8.250		12.650
4.	Anna Szénás		4.0	7.800		11.800
5.	Camille Rasmussen		3.3	7.825		11.125
6.	Sara van Disseldorp		2.8	7.350		10.150
7.	Mirtill Makovics		2.5	7.625		10.125
8.	Kristina Pychova		2.8	7.300		10.100